Back Pull Out Centrifugal Pumps
Standard Design
to DIN 24255

Applications

Aquavane pumps are used for general industrial, water supply, irrigation and drainage systems, pressure boosting, HVAC and fire fighting.

Design

Horizontal, single stage, end suction, back pull out centrifugal type. Dimensions in accodance with DIN 24255

Designation

A 150 - 400 / A, B, C or D

Type
Discharge diameter mm
Nominal impeller diameter mm
Material of construction

Shaft seal

The Aquavane is packed gland as standard. Mechanical seal is offered as an option.

Operating data

		1450rpm	*2900rpm*
Maximum Discharge	DN	150	100
Capacities	Q	150 L/s	100 L/s
Total Heads	H	60m	100m*
Maximum working pressure	p	1600 kPa on most models	
Maximum temperature	t	-20° C to 100° C	
Maximum possible speed		3000rpm	

* Note: Additional models up to 150m head are available. Information on request.

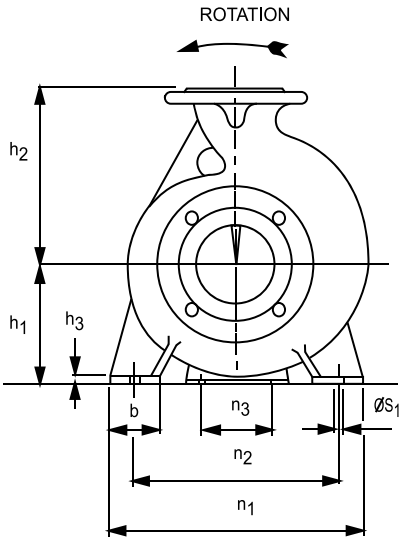

END ELEVATION

Flange Dimensions and drilling according to ISO 7005.2 - 16 BAR (BS 4504 - 1969 TABLE 16/11. DIN 2501/P1.PN 16)

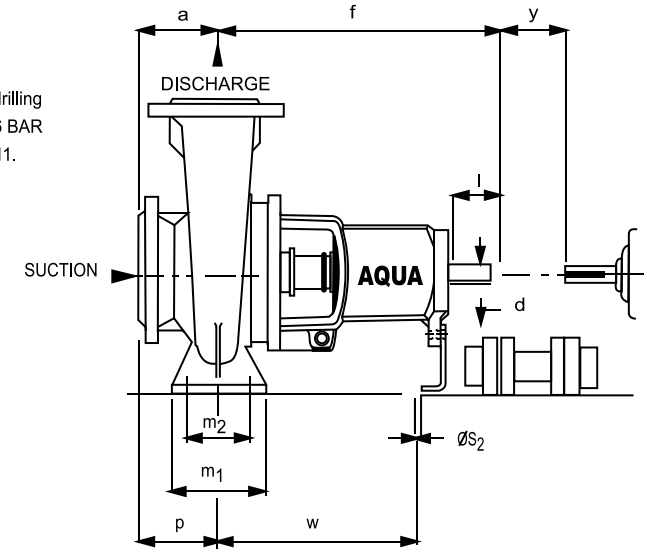

SIDE ELEVATION

PUMP SIZE	SHAFT MODULE	SUCTION	DISCHARGE	PUMP DIMENSIONS a	f	h1	h2	FOOT DIMENSIONS b	m1	m2	n1	n2	n3	h3	S1	S2	w	p	SPACER y	SHAFT d	END i	COUPLING KEY	NET WEIGHT kg	MAX. WORKING PRESSURE BAR
MODULE 25																								
32-130	25	50	32	80	360	112	140	50	100	70	190	140	100	14	14	14	267	80	100	24	50	8X7	27	16
32-160	25	50	32	80	360	132	160	50	100	70	240	190	100	14	14	14	267	80	100	24	50	8X7	35	16
32-200	25	50	32	80	360	160	180	50	100	70	240	190	110	14	14	14	267	80	100	24	50	8X7	41	16
32-260	25	50	32	100	360	180	225	65	125	95	320	250	110	14	14	14	267	100	100	24	50	8X7	59	16
40-130	25	65	40	80	360	112	140	50	100	70	210	160	100	14	14	14	267	80	100	24	50	8X7	30	16
40-150	25	65	40	80	360	132	160	50	100	70	240	190	100	14	14	14	267	80	100	24	50	8X7	36	16
40-200	25	65	40	100	380	160	180	50	100	70	265	212	110	14	14	14	267	100	100	24	50	8X7	44	16
40-260	25	65	40	100	360	180	225	65	125	95	320	250	110	14	14	14	267	100	100	24	50	8X7	61	16
50-130	25	65	50	100	360	132	160	50	100	70	240	190	100	14	14	14	267	100	100	24	50	8X7	34	16
50-160	25	65	50	100	360	160	180	50	100	70	265	212	110	14	14	14	267	100	100	24	50	8X7	38	16
50-200	25	65	50	100	360	160	200	50	100	70	265	212	110	14	14	14	267	100	100	24	50	8X7	46	16
50-260	25	65	50	100	360	160	225	65	125	95	320	250	110	14	14	14	287	100	100	24	50	8X7	63	16
85-130	25	80	65	100	360	160	180	65	125	95	280	212	110	14	14	14	267	100	100	24	50	8X7	39	16
85-160	25	80	65	100	360	160	200	65	125	95	280	212	110	14	14	14	267	100	100	24	50	8X7	43	16
65-200	25	80	65	100	360	160	225	65	125	95	320	250	110	14	14	14	267	100	140	24	50	8X7	52	16
80-160	25	100	80	125	360	180	225	85	125	95	320	250	110	14	14	14	267	125	140	24	50	8X7	54	16
MODULE 35																								
40-320	35	65	40	125	470	200	225	65	125	95	345	280	110	14	14	14	342	125	100	32	80	10X6	90	16
50-320	35	65	50	125	470	225	280	65	125	95	345	280	110	20	14	14	342	125	100	32	80	10X6	96	16
65-260	35	80	65	100	470	200	250	80	160	120	360	280	110	16	17.5	14	342	125	140	32	80	10X8	82	16
65-320	35	80	65	125	470	225	280	80	160	120	400	314	110	16	17.5	14	342	125	140	32	80	10X8	100	16
50-200	35	100	80	125	470	180	250	85	125	95	345	280	110	14	14	14	342	125	140	32	80	10X8	71	16
80-280	35	100	80	125	470	200	280	80	160	120	400	315	110	16	17.5	14	342	125	140	32	60	10X8	91	16
60-320	35	100	80	125	470	250	315	80	160	120	400	315	110	16	17.5	14	342	125	140	32	60	10X8	104	16
100-200	35	125	100	125	470	220	280	80	180	120	360	280	110	16	17.5	14	342	125	140	32	80	10X8	85	16
100-250	35	125	100	140	470	225	280	80	160	120	400	315	110	16	17.5	14	342	140	140	32	60	10X8	108	16
100-320	35	125	100	140	470	250	315	60	160	120	400	315	110	16	17.5	14	342	140	140	32	80	10X8	116	16
125-200	35	150	125	140	470	250	315	60	160	120	400	315	110	16	17.5	14	342	140	140	32	60	10X8	102	16
125-280	35	150	125	140	470	250	355	80	160	120	400	315	110	18	17.5	14	342	140	140	32	60	10X8	110	16
150-200	35	200	150	160	495	280	400	100	200	150	550	450	110	20	23	14	367	160	140	32	80	10X8	132	10
MODULE 45																								
80-100	45	100	80	125	532	280	355	85	160	120	440	340	110	16	17.5	14	366	125	140	42	110	12X8	162	13
100-400	45	125	100	140	530	280	355	100	200	150	500	400	110	16	23	14	370	140	140	42	110	12X8	177	13
125-320	45	150	125	140	530	280	355	100	200	150	500	400	110	18	23	14	370	140	140	42	110	12X8	151	16
125-400	45	150	125	140	530	315	400	100	200	150	500	400	110	18	23	14	370	140	140	42	110	10X8	188	13
150-260	45	200	150	180	530	250	355	100	200	150	450	350	110	18	23	14	370	160	140	42	110	10X8	155	10
150-320	45	200	150	160	530	280	400	100	200	150	550	450	110	18	23	14	370	160	140	42	110	12X8	170	10
150-400	45	200	150	160	530	315	450	100	200	150	550	450	110	18	23	14	370	160	140	42	110	12X8	205	10
MODULE 55																								
200-320	55	250	100	180	870	315	480	120	720	170	800	480	110	20	28	14	504	180	140	48	110	14X8	251	10
200-400	55	250	200	180	670	335	480	120	220	170	600	480	110	20	28	14	504	180	140	48	110	14X8	295	10
250-320	55	300	250	220	691	355	520	150	250	200	660	510	110	22	28	14	524	220	140	48	110	14X8	311	10
250-400	55	300	250	220	682	400	560	150	250	200	660	510	110	22	28	14	518	220	140	48	110	14X8	390	10

Conforms to DIN 24255

All dimensions of the Aquavane range fully comply with DIN 24255 allowing full interchangeability with equivalent pumps.

Significant Parts Interchangeability

Maximum interchangeability of componentry across the range is ensured with the modular contruction of the Aquavane.

Back Pull Out Design

With the back pull out feature, the rotating element can be removed for service work without disturbing pipework connections and driver. The design of the bearing housing allows easy access to the gland.

Bearings

Grease nipples are fitted as standard to allow periodic regreasing of the bearings ensuring extended service life.

Shaft Sleeve

A stainless steel shaft sleeve is fitted as standard to packed gland models. The shaft sleeve is important feature. If scoring occurs under the gland packing, the shaft sleeve can be easily replaced without the need to replace the whole shaft. This allows easy maintenance and saves you money.

Spare Parts

With the high parts interchangeability, spare parts inventory is minimised, resulting in off the shelf deliveries.

MATERIAL OF CONSTRUCTION			
A	**B**	**C**	**D**
CI CASING CI IMPELLER HTS SHAFT PACKED GLAND	CI CASING BRZ IMPELLER HTS SHAFT PACKED GLAND	CI CASING BRZ IMPELLER SS SHAFT PACKED GLAND	CI CASING BRZ IMPELLER SS SHAFT MECH. SEAL

MATERIAL SPECIFICATION

MATERIAL	COMPONENT	NEAREST EQUIVALENT STANDARD			
		AUSTRALIAN	BRITISH	AMERICAN	DIN
CAST IRON	CASING IMPELLER BACK OVER CASING RING BEARING HOUSING BEARING END COVER LANTERN RING	AS1830/T200	BS1452: GR 220	ASTM A48 CLASS 30	DIN 1691 GG 20
BRONZE (GUN METAL)	IMPELLER LANTERN RING CASING RING (OPTION)	AS1565/836B	BS1400 LG2	ASTM B584 NO. 836	2.1096.03
HI TENSILE STEEL	SHAFT & KEY	AS1443/CD3	BS970: 080M40	ASTM A576/1040	1.0503 C45

Options

Mechanical seal, 416 stainless steel shaft; impeller selections.
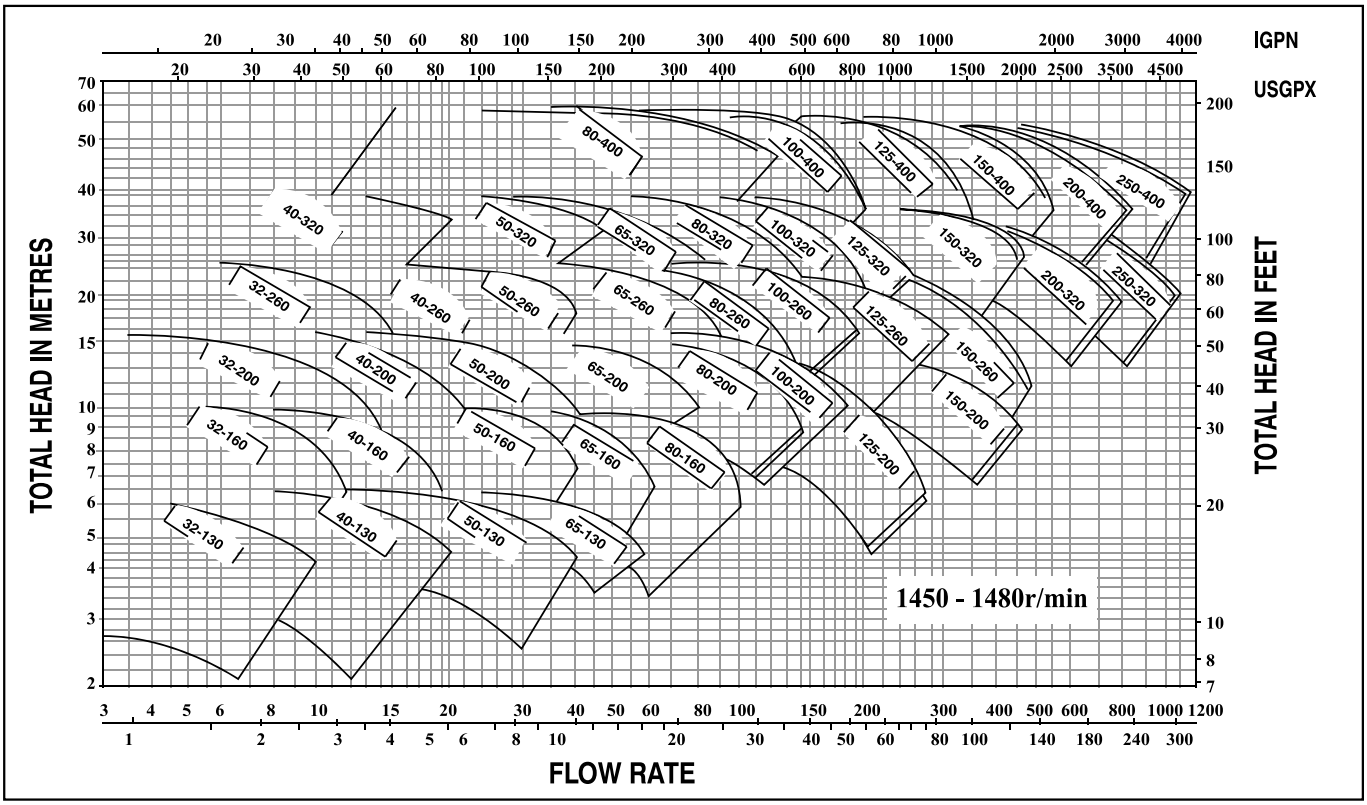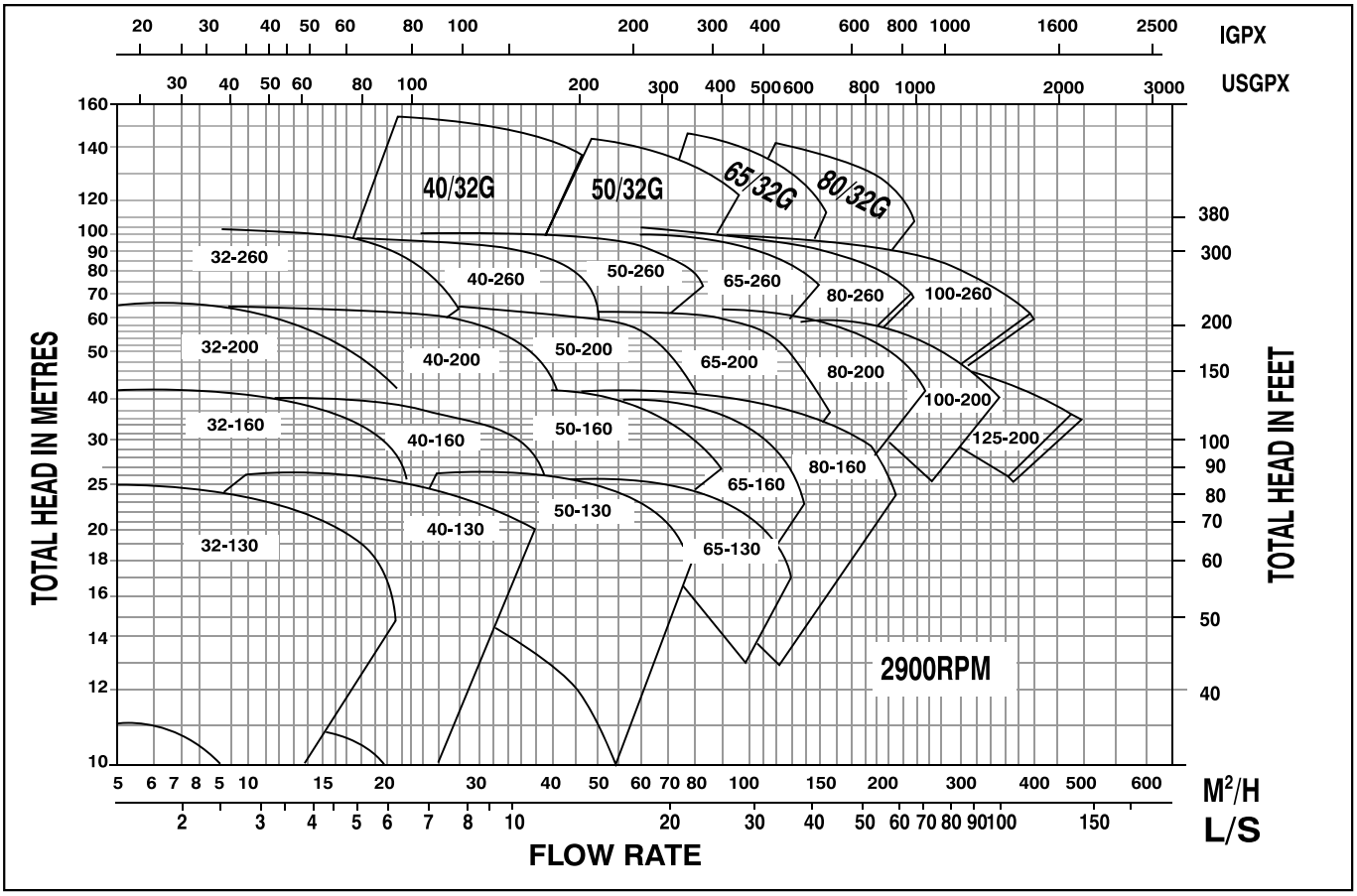
Selection Charts